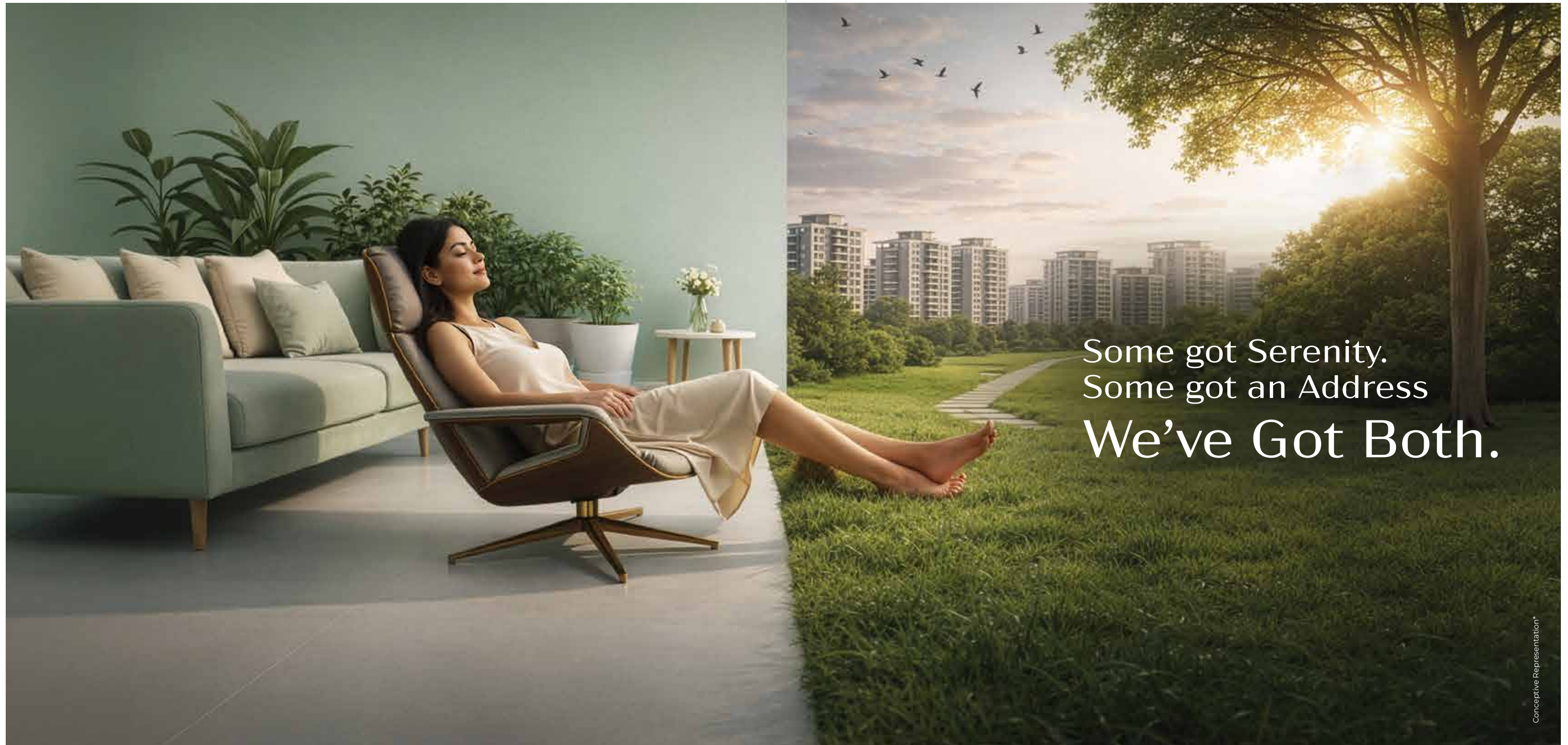


Some homes invite Inspiration.
Some homes deliver Aspiration.

**Our Homes
Bring You Both.**



Excluive **2 BHK**
Homes at **BANER**



Some got Serenity.
Some got an Address
We've Got Both.

Conceptive Representation*

“Best of both worlds”

A phrase we hear all the time. A promise that's easy to make, harder to truly keep. Because most homes still make you choose. Between a peaceful vibe and a standout address. Between seamless connectivity and a sense of arrival. Between what drives you and what distinguishes you.



At **DP Force Tower**, we don't just say it. **We build it.** We believe when it comes to a house, you shouldn't have to pick sides. Our spaces are designed to bring it all together by thoughtfully balancing what moves you with what elevates you. So you don't just live in a home that feels right, but one that places you exactly where you belong.




Some got Connectivity.
Some got an Address.
We've Got Both.

Conceptive Representation*



Metro



Mumbai-Bangalore Highway



Hinjewadi IT Hub



Aundh IT Hub



Pune University



Balewadi High Street



Hospitals



Schools



Colleges



RK laxman art gallery

Absolute connectivity. 
Without the chaos.

It's next to the road you've travelled a thousand times, and yet tucked in a quiet little corner that you never knew existed. Everything you need - work, leisure or essentials, is just minutes away.

What makes it even rarer is that all this comes with a neighborhood that's surprisingly quiet and peaceful. And with well-developed surroundings, you can bid goodbye to frustrating construction noises as well.



Serene outside. Peaceful Inside.

An impressive elevation is just the start of how pleasing a space at DP Force is. Your home here comes with not just great aesthetics, but delivers equally on functionality.

Everything that makes your home a delight:



Contemporary AC
in all bedroom



Uninterrupted views
and ventilation



Smart layouts that
utilise every sq ft



800 x 1600 Tiles



Branded fittings



Motion-sensor lights
in all bathrooms



Digital Lock
operates in 5 ways



2 Balconies




Inverter back up
for each flat

Representative image





Awe that starts at the entrance,
but never leaves your heart. 

A grand entrance lobby acts as a preview of what lies beyond. The premium aura is perfect to welcome your guests, and impress them too. What's more - 24/7 security for the much needed peace of mind.

Representative image*



Everything you need to unwind, recharge, and enjoy

- Multi purpose lawn
- Open yoga deck
- Gazebo sitting
- Barbecue sitting area



2BHK-A



2BHK-B



2BHK-A Unit Plan



Type 1 Usable Carpet Area
853.70 Sq. Ft.

2BHK-B Unit Plan



Type 2 Usable Carpet Area
932.38 Sq. Ft.

Specifications



1) Flooring

Living, Dining -

Glazed vitrified tiles 800 x 1600 mm

Kitchen -

Glazed vitrified tiles 800 x 1600 mm

Master Bedrooms -

Glazed vitrified tiles 800 x 1600 mm

Other Bedrooms -

Glazed vitrified tiles 800 x 1600 mm

Attached Terrace/ Balcony -

Anti Skid wooden finish tiles 600 x 600 mm

Utility -

Anti skid vitrified tiles 600 x 600 mm

Window Sill -

Granite/ full body vitrified tile sill



2) Doors & Windows

Main Door -

Veneer finish flush doors

Internal Doors -

Laminate finish doors

Windows & attached terrace doors-

Aluminium anodised doors & windows with Mosquito mesh Euro section/ UPVC.



3) Internal Electrification

Switches & Wiring -

Modular switches of Schneider, Legrand or equivalent with concealed copper wiring Polycab or equivalent

Light Points & Power Points -

Adequate power/Light points provided

Power Back up -

Electrical provision for inverter

DG backup -

For common areas only.

TV and Telephone -

TV point provided in living & master bedroom, telephone point in living room only

Broadband -

Provision in living room only



4) Air Conditioning

Bedrooms -

Split AC in all bedroom **Daiken, LG** or equivalent.

Living & Dining Area -

Electrical provision with ODU Core provision of AC in living and dining area



5) Toilets

Flooring -

Anti skid tile flooring 600*600 mm.

Dado-

Glazed vitrified tile 600 x 1200 up to lintel level

Door -

Laminated door shutters

Sanitaryware -

Duravit, Kohler, Grohe or equivalent make

CP Fittings -

Grohe, Kohler or equivalent make, additional accessories in Jaquar or equivalent

Basin counter- Granite/Full body vitrified tile counters for all basins.

Dry and wet area - Glass partition with door - all bathrooms

Hot water Provision for Hand wash.

False Ceiling - Modular false ceiling
Concealed Flush Tank- Provided

Exhaust fan - Provided

Boiler- Provided



6) Wall Finishes

Interior -

Gypsum finished ceiling & walls with emulsion paint.

Exterior -

Texture finish acrylic paint.



7) Kitchen

Granite Full body vitrified tile kitchen platform

2ft above counter 600 x 1200

Vitrified tile

As sink with drain board Nirali or equivalent

single lever long arm sink cock



8) Home Automation/ Security Systems

Video door phone integrated with intercom system

Motion sensor light in all bathroom

Main door 5 way digital lock Skroman, Godrej or equivalent make

DTH provision

FTTH Network provision.



9) Lift

OTIS, Kone/ Thyssenkrup or equivalent.

Every wall conceived with passion.
Every inch built with care.



Representative image*

More room for happiness,
in every corner



Grand Entrance Lobby



Spacious layouts




Natural light



Functional design



Everyday convenience and  urban connectivity, perfectly aligned.

Live at the centre  of it all

Connectivity & Location Advantage

3 Mins Distance

- Dr. Kalmadi Shamarao High School
- The Orchid School
- Metro Station
- Jupitar Hospital
- Balewadi High Street

6 Mins Distance

- Bharati Vidyapeeth Rabindranath Tagore School
- Modern Montessori International Baner
- Nicmar University
- Moze College Of Engineering
- National College Baner
- D Mart
- Balewadi High Street
- Sky Fitness & Wellness

12 Mins Distance

- Aundh
- Pune University
- Mumbai Pune National Highway
- Westend Mall
- Hinjewadi Flyover
- Westside Mall
- Balewadi Stadium
- Orchid



DP FORCE TOWER
 Exclusive 2 BHK Homes at BANER

Location Map



The Force Behind DP Force



Led by **Dileep Kumar Pande (M.E. Civil)** and **Ketan Dattatraya Dhamale (B.E. Civil)**, **DP Force** is built on a strong foundation of technical expertise, discipline, and thoughtful execution.

With a distinguished background in the **Indian Army's Military Engineering Services (MES)**, **Dileep Kumar** brings decades of experience in planning, execution, and concrete specialization, having contributed to critical infrastructure and large-scale developments across the country.

Complementing this is **Ketan Dhamale's** expertise in finishing and micro-planning, ensuring that every project is delivered with precision, quality, and attention to detail.

Together, they bring a **balanced approach** — **combining structural strength** with **refined execution** — **to create spaces** that are **reliable, efficient, and built to last.**



Site Address:

DP Force Tower: Plot No 46-47, Prathamesh Park, Baner, Pune-411045.



9006 82 7373
9006 83 7373



www.dpforcetower.com